

# Sketchlet Tutorial

## Getting Started – Creating a New Project

[sketchlet.sf.net](http://sketchlet.sf.net)

Željko Obrenović

[obren.info/](http://obren.info/)



# Agenda

- Main Sketchlet Window
- Creating a New Project
- Sketchlet Editor
- Modes of Working



# Main Sketchlet Window

Open project from URL

Save project

Pages in the current project

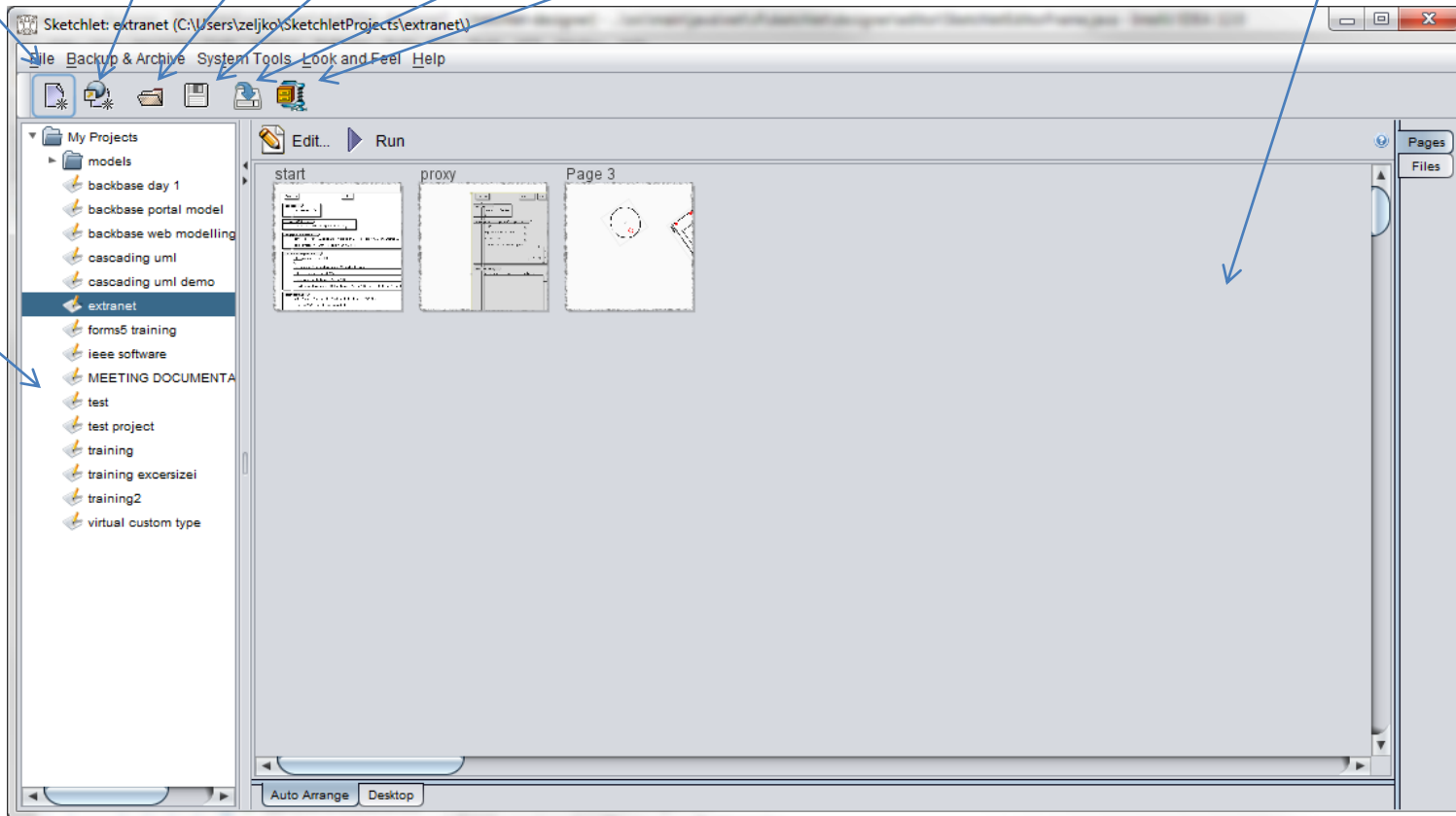
Create new project

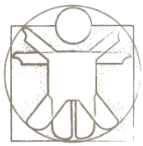
Open local project

Backup project to remote location

Achieve project in a ZIP or JAR file

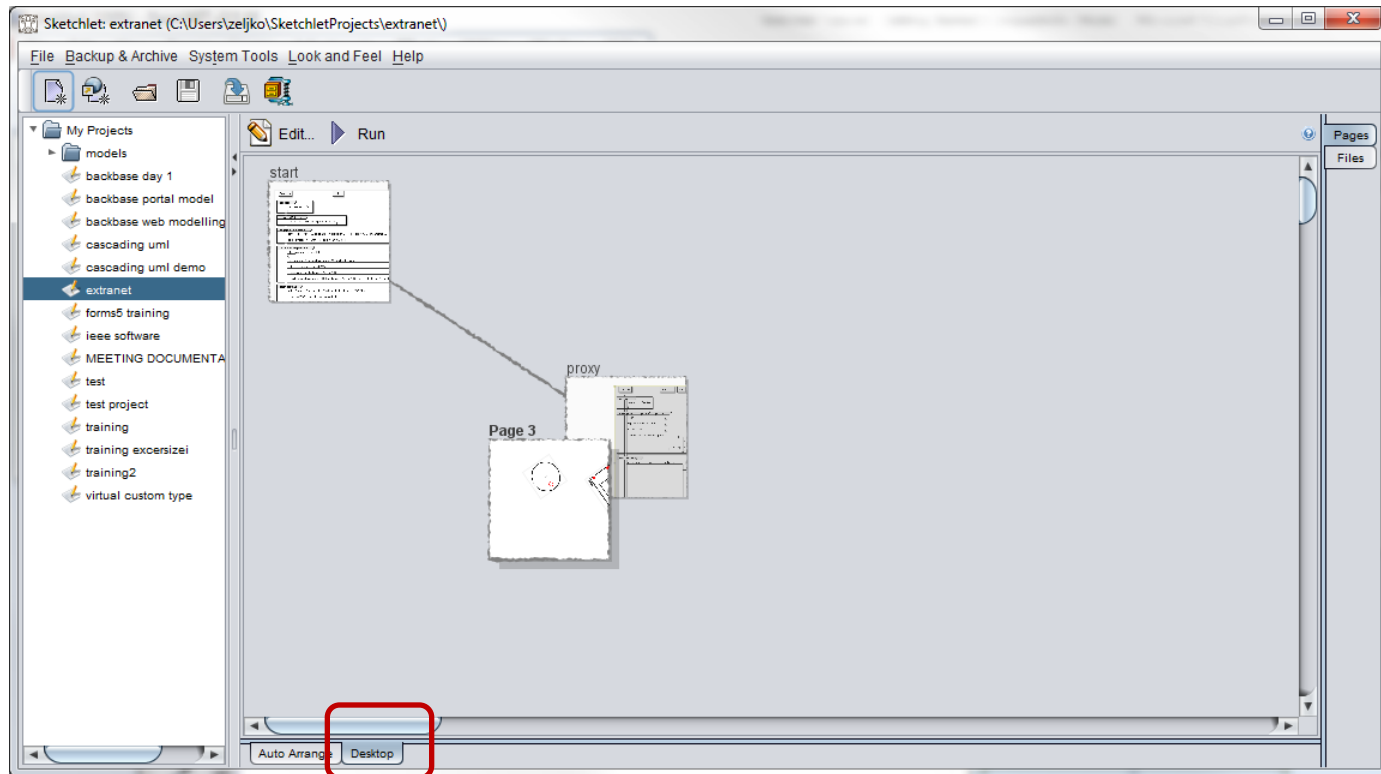
Project navigator





# Main Sketchlet Window – Desktop Tab

- In desktop tab, you can manually arrange the sketches on the “desktop”





# Creating a New Project

Sketchlet: extranet (C:\Users\zeljko\SketchletProjects\extranet\)

File Backup & Archive System Tools Look and Feel Help

My Projects

- models
- backbase day 1
- backbase portal model
- backbase web modelling
- cascading uml
- cascading uml demo
- extranet
- forms5 training
- ieee software
- MEETING DOCUMENTA
- test
- test project
- training
- training excersizei
- training2
- virtual custom type

start

Edit... Run

Pages Files

**New Project**

Project name: new project

Template: Empty project

Project location: C:\Users\zeljko\SketchletProjects\ Browse...

Project folder: C:\Users\zeljko\SketchletProjects\new project\

Create Project Cancel

Unique project name

Location where the project folder will be created (default is <USER\_DIR>/SketchletProjects)

Project folder. For each project, a news folder is created (with the name of the project).



# Sketchlet Editor

Playback (in a separate window)

Settings of playback windows

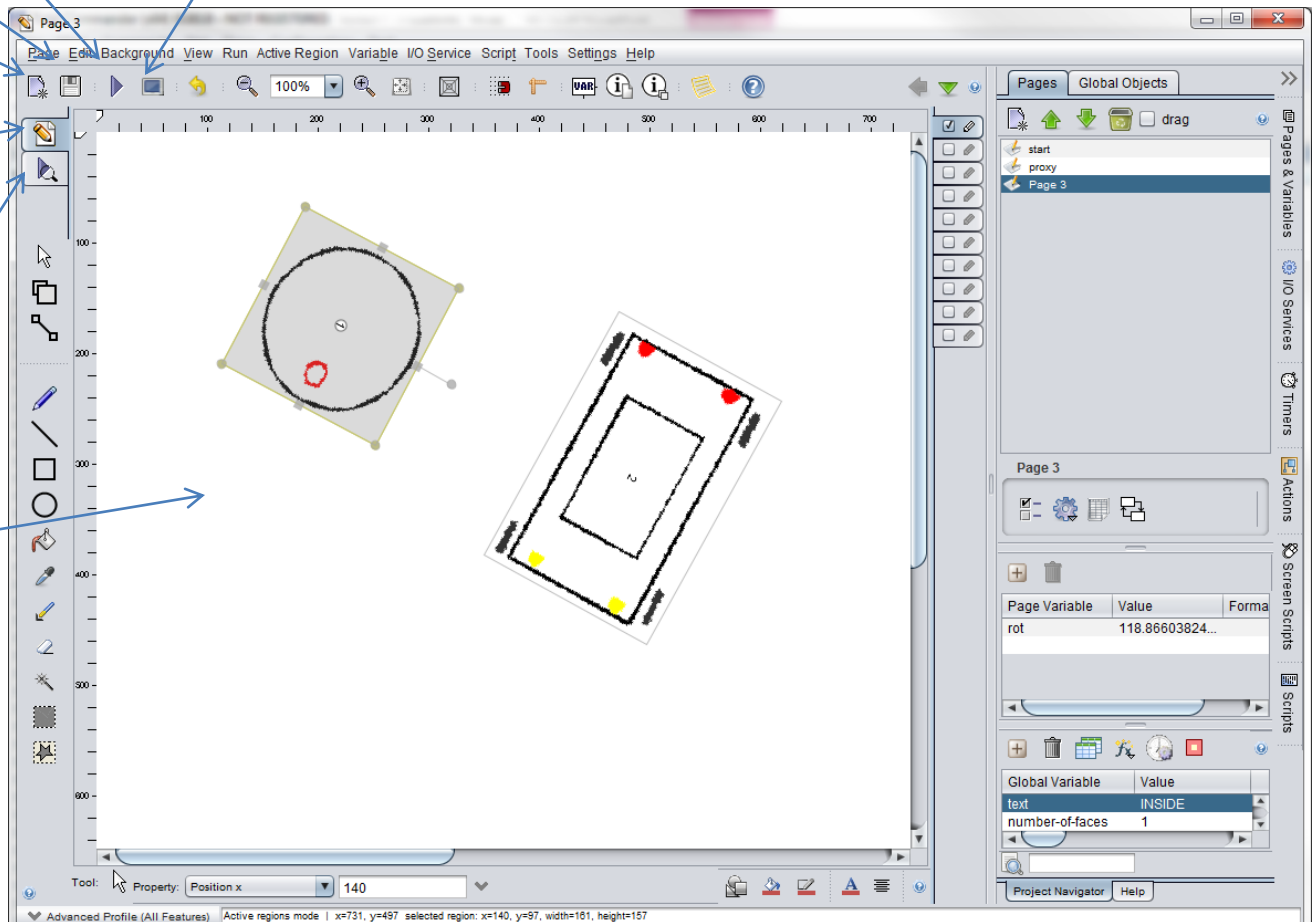
Save

New sketch

Editing mode

Quick preview mode

Main sketching area



Pages Global Objects

- start
- proxy
- Page 3

Page 3

Page Variable	Value	Forma
rot	118.86603824...	

Global Variable	Value
text	INSIDE
number-of-faces	1

Project Navigator Help